



elfa[®]
customised storage

project planner

elfa®

it's so easy

See everything at a glance.
 Feel in control of your space.
 Be well organised.
 It's so easy to achieve with elfa.

elfa is flexible

Components used in one room of the house, can be reused in another as your needs change.

elfa is expandable

It's Swedish designed and built to grow with your needs, through all the stages of your life.

elfa will last

Made from strong epoxy coated steel, elfa is guaranteed for 10 years.

Now available in platinum or white finish, elfa is the quality storage choice.

Ask for a free measure and quote.



The elfa storage system is incredibly hardwearing and durable. elfa is so confident of the quality that they have a ten year warranty on all elfa products.



solutions that inspire

Simplicity and flexibility are the hallmarks of elfa. Creatively improve your use of space with storage solutions for the uncluttered home.



Laundry

elfa shelves are strong and ventilated to give excellent airflow.



Kitchen

Utilise wall space with elfa, placing everyday items within reach.



Office

Take control of your workspace and find important documents fast.



Pantry

An organised pantry can help reduce food wastage and make cooking easier.



Garage

elfa's flexibility and strength makes it a quality garage solution.



Kids Room

Encourage children to be organised by making it easy for them to put things away.



designed with you in mind

Let elfa transform your space into an oasis of organisation, as the system is easily adapted to suit your specific needs.



tailored solutions

The warm feel of wood, combined with the sleek lines of platinum elfa creates a modern and sophisticated finish

elfa[®]
décor

elfa décor offers you exclusive fittings in a stylish mix of steel and wood. Let elfa décor inspire you to create unique and versatile storage solutions.



Walnut



Birch

elfa[®]

freestanding

NEW elfa freestanding allows you to create an island of organisation right in the middle of the room, in front of a wall or window. It stands on its own and fits with regular elfa shelves, drawers and components.



Attic

Regardless of the roof angle, create valuable storage space.



Office

Double-sided freestanding solution creates a workstation and storage.



new possibilities
elfa freestanding offers an ideal shelving solution where walls are uneven such as stone or heritage masonry.

easy to assemble

elfa freestanding is a totally stand alone unit with no need to fix anything to the wall. Sections are 607mm wide and uprights are available in tall (2124mm) or short (1036mm) heights. No tools are needed. Just slide the components into place.



Slide upright into foot.



Insert crossbars into holes diagonally at bottom of uprights.



Lift both feet to lock in crossbars.



Add stabilisation bar to top of unit. Add feet to the other side of the uprights for a double sided unit.

planning



Measure

Measure your space and record it in the project planner. Howards also offers a free measure & quote service.



Plan

Bring your project planner in store and we'll help you create a customised plan. Or, we can come to you.



Take home today!

We'll help you to your car with your purchases or if you prefer, delivery can easily be arranged.

installation



Hang track and wallbands

Easily fix the top hang track to wall. Then hook on the hanging wall bands.



Add shelves and accessories

Click on brackets, shelves, hanging rods and accessories. Within minutes your system is almost complete!



Add frames and drawers

Add hanging drawer unit shown above, or stand alone drawer sets.



elfa shelves

The elfa shelving system hangs from a single hang track that is the only component attached to the wall.

Choose from many accessories such as hanging rods and shoe organisers to suit your storage needs.

ventilated wire shelves

All elfa wire shelves are ventilated and constructed from tough epoxy coated steel.

- greater air flow
- more light and visibility
- greater strength
- ability to clip on accessories

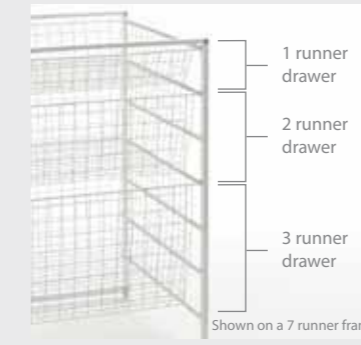
elfa drawers

elfa drawers can be included in your system within a stand alone frame, or gliding frames that attach directly to shelf brackets.

Choose from 1, 2 or 3 runner drawers.



Stand Alone Drawer Units



- 1 runner drawer
- 2 runner drawer
- 3 runner drawer

Shown on a 7 runner frame



- Narrow Frame (350mm wide)**
 - Provides efficient drawer storage in a tight space.
- Medium Frame (450mm wide)**
 - Ideal for wardrobes, offices, laundries.
- Wide Frame (550mm wide)**
 - Bulky, lighter items such as doonas and pillows.

elfa décor

Add elfa décor to your elfa platinum or white, for a luxurious timber finish.

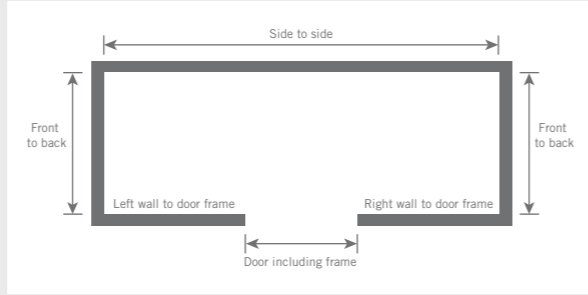
In addition to the standard elfa components, elfa décor offers double shoe racks, jewellery drawers, timber shelves and timber framed pant racks.



elfa® working out your needs

What are the measurements of your space?

- Front to back _____ mm
 Side to side _____ mm
 Door frame to wall - left _____ mm
 Door frame to wall - right _____ mm
 Floor to ceiling _____ mm
 Width of door _____ mm
 Height of door _____ mm



What kind of door(s) do you have?

Hinged Double hinged Sliding ____ panels Cavity Bi-fold Double bi-fold
 No door Other _____ **Door(s) opening in or out?** In Out

What are your walls made out of?

- Plasterboard or gyprock Blue board (in laundry)
 Brick with cement render Timber
 Brick Other _____
 Tiles

Please note any obstructions that might affect the planning of this space.
 e.g. windows, fuse boxes, light switches, ducts, washer, dryer, water heater, sink etc.

Which style would you like?

- White Platinum
 White/Birch Platinum/Birch
 White/Walnut Platinum/Walnut

- Fixed to wall
 Freestanding

elfa® planning your wardrobe

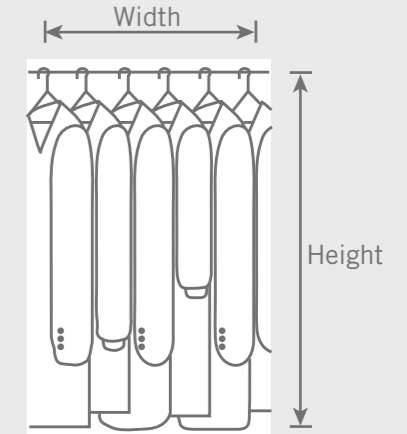
Who will be using this wardrobe?

- Person 1 _____ Male Female Adult Child Other _____ Height _____ mm
 Person 2 _____ Male Female Adult Child Other _____ Height _____ mm

How much long hanging space do you need?

Long hanging garments includes coats, dresses, gowns, long skirts and pants (if hung by the waist or cuff).

- Person 1 Width _____ mm Height _____ mm
 Person 2 Width _____ mm Height _____ mm



How much short hanging space do you need?

The majority of your hanging garments fall into this category. They are shirts, blouses, suit jackets and pants folded over a hanger.

- Person 1 Width _____ mm Height _____ mm
 Person 2 Width _____ mm Height _____ mm

Where do you prefer to put your folded clothes?

- Shelves Drawers

What additional items will the wardrobe store?

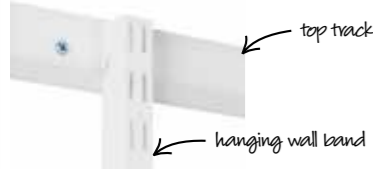
How many pairs of shoes do you need to store?

- Person 1 Shoes ____ Flats ____ Heels ____ Boots ____
 Person 2 Shoes ____ Flats ____ Heels ____ Boots ____

How do you like to store your shoes?

- Person 1 Boxes Racks Shelves
 Person 2 Boxes Racks Shelves

	DESCRIPTION	FINISH & PRICE (AUD)		QUANTITY
		White	Platinum	
Top Track & Hardware The top track is the only part that attaches to the wall and is available in 2 lengths. It can be cut to any size and should be placed at ceiling or door height.	TOP TRACKS			
	W1015mm	420110 \$23.45	420180 \$25.85	
	W2000mm	422010 \$32.85	422080 \$36.85	
	HARDWARE FOR TOP TRACK			
	46mm Expander Screws (Pack of 4)	471596 \$9.85	N/A	
	57mm Expander Screws (Pack of 4)	471696 \$9.85	N/A	
	Screw & Plug Pack (10 screws + 10 plugs)	470696 \$5.45	N/A	
	HANGING WALL BANDS			
	H1210mm	426310 \$22.45	426380 \$24.45	
	H2010mm	426410 \$33.45	426480 \$36.85	




Hanging Wall Bands
Hanging wall bands simply hook onto the top track and should be positioned at a maximum of 90cm intervals.

	DESCRIPTION	FINISH & PRICE (AUD)		QUANTITY
		White	Platinum	
Ventilated Shelves In a choice of 3 widths and depths, the shelves can also be cut down to required size.	D305mm VENTILATED SHELVES			
	W607mm	450210 \$22.85	450280 \$25.85	
	W902mm	450410 \$31.85	450480 \$35.85	
	W1816mm	450610 \$50.45	450680 \$55.45	
	D405mm VENTILATED SHELVES			
	W607mm	450310 \$25	450380 \$27.45	
	W902mm	450510 \$35	450580 \$38.45	
	W1816mm	450710 \$58.45	450780 \$64.45	
	D495mm VENTILATED SHELVES			
	W902mm	451910 \$44.85	451980 \$49.85	
W1816mm	450810 \$79.85	450880 \$87.85		
	D438mm SHELF BASKET			
	W607mm	457218 \$46.45	457248 \$51.45	
	SHELF BASKET DIVIDERS			
	D427mm (Pack of 2)	601508 \$25.45	N/A	




Shelf Baskets
Use shelf dividers with the shelf baskets to create sections for storage.


	DESCRIPTION	FINISH & PRICE (AUD)		QUANTITY
		White	Platinum	
Ventilated Shelf Brackets Brackets support shelves and shelf baskets at a maximum of 90cm intervals.	VENTILATED SHELF BRACKET			
	D320mm	410310 \$6.85	410380 \$7.45	
	D420mm	410410 \$8.85	410480 \$9.85	
	D516mm	410510 \$12.45	410580 \$13.45	
	D420mm SHELF BRACKET COVER			
	Left	601618 \$3.85	601688 \$3.85	
	Right	601718 \$3.85	601788 \$3.85	
	D500mm SHELF BRACKET COVER			
	Left	602918 \$4.45	602988 \$4.45	
	Right	603018 \$4.45	603088 \$4.45	



	DESCRIPTION	FINISH & PRICE (AUD)		QUANTITY
		White	Chrome	
Hanging Rods Hanging rods can be hung on a rod bracket or holders that hang underneath a shelf bracket. Rods can also be positioned between frames or from frame to wall.	HANGING RODS			
	W635mm	White N/A	Chrome 620603 \$11.85	
	W905mm	620913 \$11.45	620903 \$15.85	
	W1830mm	621813 \$21	621803 \$27.45	
	END CAPS			
	(Pack of 2)	Chrome 623903 \$4	Black 623924* \$4	
	HANGING ROD HOLDERS			
	Rod Holder (Hooks to bracket)	White 470910 \$4.45	Platinum 470980 \$4.85	
	Rod Holder Bracket - D320mm	413010 \$22.25	N/A	
	Centre Bracket for Rod	624210 \$11.85	624240 \$11.85	
Frame to Frame (Pack of 2)	222310 \$15.85	222340 \$15.85		
Wall to Wall (Pack of 2)	624510 \$6.85	624540 \$6.85		
Frame to Wall (Pack incl. frame & wall bracket)	222610 \$10.45	222640 \$10.45		






	DESCRIPTION	FINISH & PRICE (AUD)		QUANTITY
		White	Chrome	
Organisers & Accessories Enhance your system with clever accessories which help you maximise your space.	SHELF DIVIDER			
	For D405mm Ventilated Shelf	100163 \$12.85	Chrome N/A	
	TIE & BELT RACK			
	For D405mm Ventilated Shelf	N/A	600988 \$50.45	
	VALET			
	For D405mm Ventilated Shelf	N/A	602788 \$22	
	SHOE RACK			
W598mm (holds 3 pairs)	White 482010 \$18.85	Platinum 482080 \$20.45		
	UTILITY HOOK			
(Pack of 3)	472410 \$14	472480 \$15.45		






	DESCRIPTION	FINISH & PRICE (AUD)		QUANTITY
		White	Platinum	
Gliding Products Add drawers and pant racks to your hanging system to keep all your items off the ground. Baskets for the drawer frames can be found on the next page.	DRAWER FRAME			
	W436mm x D430mm	White 254510 \$47.85	Platinum N/A	
	W536mm x D430mm	255510 \$52	255580 \$52	
	PANT RACK			
	W436mm x D430mm	264510 \$81	264580 \$81	
	W536mm x D430mm	265510 \$86	265580 \$86	
	SHOE RACK			
W604mm x D430mm	482618 \$71	482648 \$71		



* While stocks last


	DESCRIPTION	STANDARD FRAMES - D540mm		MINI FRAMES - D440mm		QUANTITY
Standard Frames D540mm Mini Frames D440mm 	4 RUNNER - H440mm	White	Platinum	White	Platinum	
	■ W350mm	35504 \$63.30	235504 \$69.30	35404 \$59.90	N/A	
	■ W450mm	45504 \$63.85	245504 \$70.30	45404 \$60.45	N/A	
	■ W550mm	55504 \$67.30	255504 \$73.90	55404 \$63.90	N/A	
	7 RUNNER - H740mm					
	■ W350mm	35507 \$84.30	235507 \$92.70	35407 \$78.90	N/A	
	■ W450mm	45507 \$84.85	245507 \$93.70	45407 \$79.45	N/A	
	■ W550mm	55507 \$88.30	255507 \$97.30	55407 \$82.90	N/A	
	10 RUNNER - H1040mm					
■ W350mm	35510 \$96.45	235510 \$105.85	35410 \$95.90	N/A		
■ W450mm	45510 \$97	245510 \$106.85	45410 \$96.45	N/A		
■ W550mm	55510 \$100.45	255510 \$110.45	55410 \$99.90	N/A		
	DESCRIPTION	STANDARD FRAMES - D540mm		MINI FRAMES - D440mm		QUANTITY
Combinations Combine frames to give you more options. 	14 RUNNER - H1450mm	White	Platinum	White	Platinum	
	■ W350mm	35514 \$149.15	235514 \$163.75	35414 \$145.20	N/A	
	■ W450mm	45514 \$150.85	245514 \$166.15	45414 \$146.90	N/A	
	■ W550mm	55514 \$154.75	255514 \$170.35	55414 \$150.80	N/A	
	17 RUNNER - H1750mm					
	■ W350mm	35517 \$170.15	235517 \$187.15	35417 \$164.20	N/A	
	■ W450mm	45517 \$171.85	245517 \$189.55	45417 \$165.90	N/A	
	■ W550mm	55517 \$175.75	255517 \$193.75	55417 \$169.80	N/A	
	20 RUNNER - H2050mm					
■ W350mm	35520 \$182.30	235520 \$200.30	35420 \$181.20	N/A		
■ W450mm	45520 \$184	245520 \$202.70	45420 \$182.90	N/A		
■ W550mm	55520 \$187.90	255520 \$206.90	55420 \$186.80	N/A		
	DESCRIPTION	FINISH & PRICE (AUD)				QUANTITY
Frame Tops 	FRAME TOPS - D435mm	White	Platinum			
	■ W350mm	225613 \$22.45	N/A			
	■ W450mm	225713 \$25	N/A			
	■ W550mm	225813 \$28	N/A			
	FRAME TOPS - D535mm					
	■ W350mm	224113 \$22.45	N/A			
■ W450mm	224213 \$25	N/A				
■ W550mm	224313 \$28	N/A				

	DESCRIPTION	STANDARD FRAMES - D540mm		MINI FRAMES - D440mm		QUANTITY
Drawers Select your drawers by the number of runners they use in the frames you have selected. TIP: Howards offer a drawer swap guarantee, so you can exchange drawers for a different size, as per our exchange policy. 	1 RUNNER - H85mm	White	Platinum	White	Platinum	
	■ W350mm	135110 \$17.45	135180 \$19.45	134110 \$16.45	N/A	
	■ W450mm	145110 \$19	145180 \$21	144110 \$17.45	N/A	
	■ W550mm	155110 \$20.85	155180 \$22.85	145110 \$19	145180 \$21	
	2 RUNNER - H185mm					
	■ W350mm	135210 \$21.45	135280 \$23.85	134210 \$20.45	N/A	
	■ W450mm	145210 \$24.85	145280 \$27.45	144210 \$22	N/A	
	■ W550mm	155210 \$28.45	155280 \$31.45	145210 \$24.85	145280 \$27.45	
	3 RUNNER - H285mm					
	■ W350mm	135310 \$31.45	135380 \$34.45	134310 \$28.45	N/A	
	■ W450mm	145310 \$36.85	145380 \$40.45	144310 \$31	N/A	
	■ W550mm	155310 \$44	155380 \$48.45	145310 \$36.85	145380 \$40.45	
SHOE/BOTTLE SHELF						
■ W450mm	145510 \$28.85	145580 \$31.45	N/A	N/A		
■ W550mm	155510 \$32.85	155580 \$36.45	N/A	N/A		
	DESCRIPTION	STANDARD FRAMES - D540mm		MINI FRAMES - D440mm		QUANTITY
Mesh Drawers 	1 RUNNER - H85mm	White	Platinum	White	Platinum	
	■ W450mm	145190 \$39.95	145188 \$43.55	N/A	N/A	
	■ W550mm	N/A	N/A	145190 \$39.95	145188 \$43.55	
	2 RUNNER - H185mm					
	■ W450mm	145290 \$50.25	145288 \$54.65	N/A	N/A	
	■ W550mm	N/A	N/A	145290 \$50.25	145288 \$54.65	
3 RUNNER - H285mm						
■ W450mm	145390 \$62.70	145388 \$67.90	N/A	N/A		
■ W550mm	N/A	N/A	145390 \$62.70	145388 \$67.90		
	DESCRIPTION	FINISH & PRICE (AUD)				QUANTITY
freestanding 	UPRIGHT	White	Platinum			
	Short: W25mm x D50mm x H1036mm	401010 \$40.65	401080 \$41.65			
		402110 \$71.25	402180 \$71.75			
	FOOT	White	Platinum			
	Narrow: W470mm x H135mm	603710 \$45	603780 \$45.45			
	Tall: W560mm x H135mm	603810 \$47.10	603880 \$47.70			
	STABILISATION KIT	White	Platinum			
Top/bottom includes: set of 2 end caps & 1 mid cap 607mm	603910 \$23.95	603980 \$23.95				
FOOT HEIGHT EXTENSIONS	Aluminium					
50mm set of 2	604048 \$20.70	N/A				
SHELF BACK STOP BAR	White	Platinum				
W607mm x H31mm	605010 \$7.15	605080 \$7.15				

	DESCRIPTION	FINISH & PRICE (AUD)		QUANTITY
Feet and Castors Finish off frames with feet or castors to protect floors or make frame mobile.	FRAME FEET Nylon (Pack of 4)	White 222714 \$6.85	Black 222724 \$6.85	
	CLIP ON CASTORS (Pack of 4)	222214 \$30.45	222224 \$30.45	
Drawer Essentials Identify drawers with labels and prevent them from pulling clear from the frame with stoppers. Pins are ideal on boats or caravans for locking the drawers in place.	LABEL HOLDERS (Pack of 5)	222614 \$6.85	N/A	
	DRAWER STOPPERS (Pack of 4)	225912 \$3.45	225922 \$3.45	
	BACK STOP PINS (Pack of 10)	10014 \$4.85	N/A	
	SHELF TO FRAME CLIPS (Pack of 4)	230716 \$4.85	Platinum 230786 \$4.85	
	FRAME CONNECTORS (Pack of 4)	222514 \$5.85	222548 \$5.85	
Basket	FRAME SIDE BASKET For Standard Frame	White 325710 \$20	Platinum 325780 \$22	
Hooks and Screws	HOOKS AND SCREWS Metal (Pack of 2)	Metal 331102 \$3.75	N/A	
Hat and Coat	FRAME SIDE RACK For Standard Frame	326110 \$19	326180 \$21	
	For Mini Frame	326210 \$17.85	N/A	
Tie and Belt	FRAME SIDE RACK For Standard Frame	325510 \$11.45	325580 \$12.85	
	For Mini Frame	325410 \$10	N/A	



	DESCRIPTION	FINISH & PRICE (AUD)		QUANTITY
Shelves	D336mm SHELF W605mm	Birch 604310 \$75	Walnut 604380 \$75	
	D437mm SHELVES W605mm	604210 \$82	604280 \$82	
	W1212mm	604410 \$159	604480 \$159	
	D515mm SHELF W1212mm	604610 \$198	604680 \$198	
	D437mm DRESSER SHELF* W600mm	600418 \$106	600438 \$106	
	DESCRIPTION	FINISH & PRICE (AUD)		QUANTITY
Gliding Products	GLIDING DRAWER FRAME W600mm x D437mm	Birch 600288 \$84	Walnut 600388 \$84	
	GLIDING PANT RACK W600mm x D437mm	600788 \$145	600888 \$145	
	GLIDING DRESSER SHELF* W600mm x D437mm	600588 \$145	600688 \$145	
	DESCRIPTION	FINISH & PRICE (AUD)		QUANTITY
Timber Fascias	TIMBER FASCIAS W607mm	Birch 604918 \$42	Walnut 604938 \$42	
		DESCRIPTION	FINISH & PRICE (AUD)	
Organisers & Accessories	SHELF BASKET DIVIDER 427mm (Pack of 2)	Birch 601518 \$34.45	Walnut 601538 \$34.45	
	DOUBLE SHOE RACK W598mm x H70mm	482148 \$41.45	482348 \$41.45	
	BRACKET HOOK W434mm x H63mm	602818 \$44	602838 \$44	
Jewellery Box	JEWELLEY BOX Sits in drawer frame	603318 \$116	603338 \$116	
	JEWELLEY BOX DIVIDERS 8 Space	603418 \$28	603438 \$28	
	24 Space	603518 \$31.85	603538 \$31.85	
	JEWELLEY BOX LID	603618 \$42	603638 \$42	



* While stocks last

installation



tips for drawers

- Weight capacity of drawer systems can be affected by the size of drawer used and whether wheels or frame feet are used.
- Do not place all of the weight on the bottom drawer.
- Do not load the drawer heavier than you can carry.



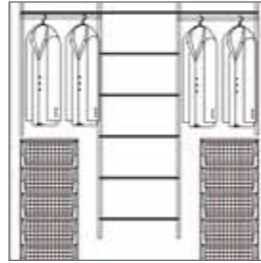
tips for shelves

- Take the wall dimension and subtract 2.5cm. This allows the top track to fit perfectly without scraping the side walls.
- The greater the load, the more stable the system becomes.
- Place the hanging wall bands closer together for heavier loads.
- Do not place all of the weight on the bottom shelf.

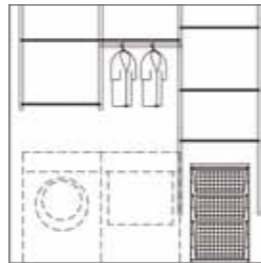


elfa®

planning sheet



Sample wardrobe



Sample laundry



Sample pantry

**For a free
measure and quote,
contact a store.**

elfa®

quality

elfa's quality construction includes a baked on epoxy coating over robust steel. The result is a very strong material which prevents rust and will not peel over time. Unlike plastic coating, the epoxy becomes one with the steel enhancing its strength.

why elfa?



elfa products can be adjusted as your needs change to create a customised solution to fit your exact needs.



Quality epoxy bonded finish on steel.



Integrated rollers allow elfa décor drawer frames to glide quietly and effortlessly. Built-in drawer stops add to the quality finish.



Ask for a free measure and quote

Store details

All care is taken to ensure that product information and pricing in this booklet is accurate at the time of print (March 2010). However some modifications to product specifications may occur. It may be necessary to adjust prices up or down & we reserve the right to do so. Due to the popularity of the lines shown in this catalogue some products may become out of stock or in some instances be discontinued. Listed prices include GST and do not include accessories where shown and some products may require self assembly. Dimensions are included as a guide only. Some items may not be on display in all stores, but may be ordered. Booklet valid for Australian stores only, a place for everything™ and Howards Storage World® Registered trademarks of Howards Storage World Pty. Ltd. © V6. Design and production by Howards Storage World



shop online hsw.com.au